

AudiFab Amazon Music Converter for Mac

User Manual

Overview

- [Introduction](#)
- [Key Features](#)
- [System Requirements](#)

Purchase & Registration

- [Purchase AudiFab](#)
- [Register AudiFab](#)

Installation & Interface

- [Installation](#)
- [Main Interface](#)
- [Menu](#)

Tutorials

- [Import Music Files](#)
- [Choose Output Settings](#)
- [Convert Music Files](#)
- [Check Conversion History](#)
- [Additional Tools](#)

Support & Contact

- [Support](#)
- [Contact Us](#)

Overview

- [Introduction](#)
- [Key Features](#)
- [System Requirements](#)

Introduction

Thanks for using AudiFab Amazon Music Converter for Mac!

[AudiFab Amazon Music Converter for Mac](#) is a powerful and user-friendly streaming music converter that helps you convert any Amazon Music Unlimited or Prime Music to plain music format, including MP3, AAC, FLAC, WAV, AIFF, ALAC. Moreover, by using such a smart tool, your Amazon Music will be saved with lossless sound quality and original ID3 tags. After conversion, you can enjoy Amazon Music without limits at any time and in anywhere.

Key Features

- Download Amazon Music with the original audio quality kept
- Convert Amazon Music to MP3/AAC/FLAC/WAV/AIFF/ALAC swiftly
- Remain the ID3 Tags information of tracks after conversion
- Permanently save Amazon Music for offline listening
- Enjoy free updates & technical support

System Requirements

- Mac OS X 10.15, 11 Big Sur, 12 Monterey and 13 Ventura.
- 1G Hz processor, or above
- 256MB or higher RAM
- Amazon Music installed (The latest version of Amazon Music app is recommended)

Purchase & Registration

- [Purchase AudiFab Amazon Music Converter for Mac](#)
- [Register AudiFab Amazon Music Converter for Mac](#)

Purchase AudiFab Amazon Music Converter for Mac

Quick Link:

To learn more and download the latest version of AudiFab Amazon Music Converter for Mac, please visit its product page:

❖ <https://www.audifab.com/amazoo-music-converter.html>

To buy a license key for AudiFab Amazon Music Converter for Mac, please visit its online store:

❖ <https://www.audifab.com/amazoo-music-converter/buynow-mac.html>

1. Why should I buy AudiFab Amazon Music Converter?

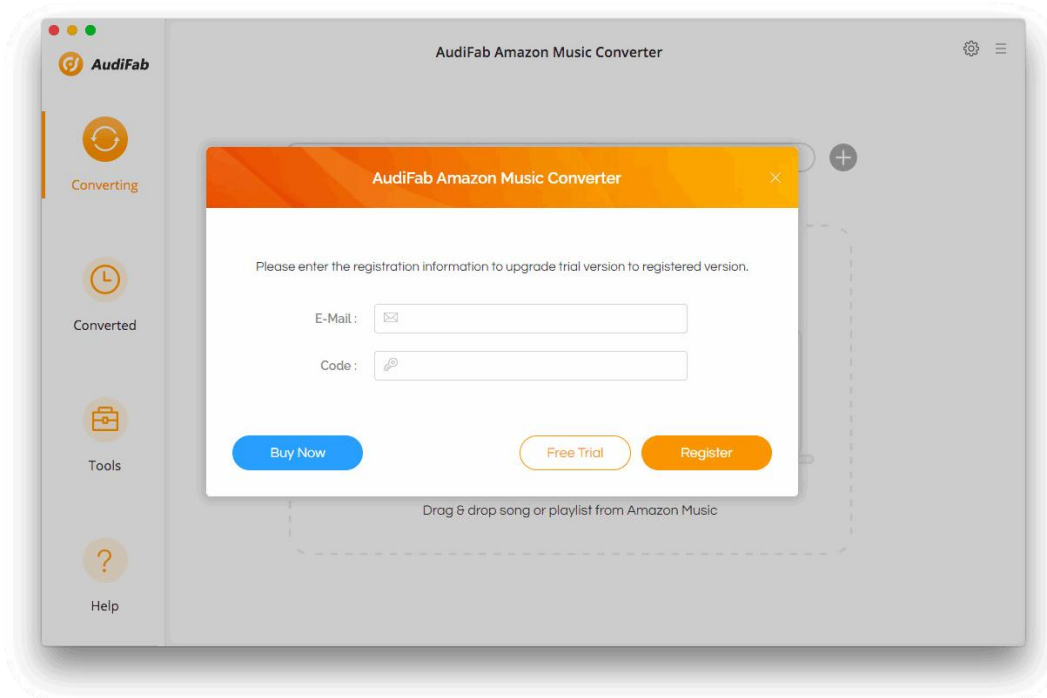
The free trial version of AudiFab Amazon Music Converter enables you to convert the first three minutes of each song. After you purchase this product, you'll receive your registration key to unlock all the features of the program.

2. What Benefits do I have after registration?

- Unlimited use without any restriction on function.
- FREE upgrades to the latest version of the same product.
- FREE technical support.

Register AudiFab Amazon Music Converter for Mac

Step 1. Run AudiFab Amazon Music Converter on Mac computer and then directly click the **Key** icon to open the registration window as below.



Step 2. Please copy and paste the registration Email and Code you received into the registration popup window in case of any miss input.

Step3. Once you finished the Registration process, the limitation of the trial version will be removed.

Tutorial of AudiFab Amazon Music Converter for Mac

Note: The registration info is case sensitive. So, please do not add space at the beginning or the end of the password. Make sure both the Email address and key code are the same as what we provide in the confirmation email you receive after buying the program. If not, an error message will pop up as below:

AudiFab Amazon Music Converter ×

Please enter your new license, [or buy a new one.](#)

E-Mail:

Code:

The registration information must be entered exactly as they appear in your confirmation email.
Using the copy and paste method to enter the license is recommended.

Installation & Interface

- [Installation](#)
- [Main Interface](#)
- [Menu](#)

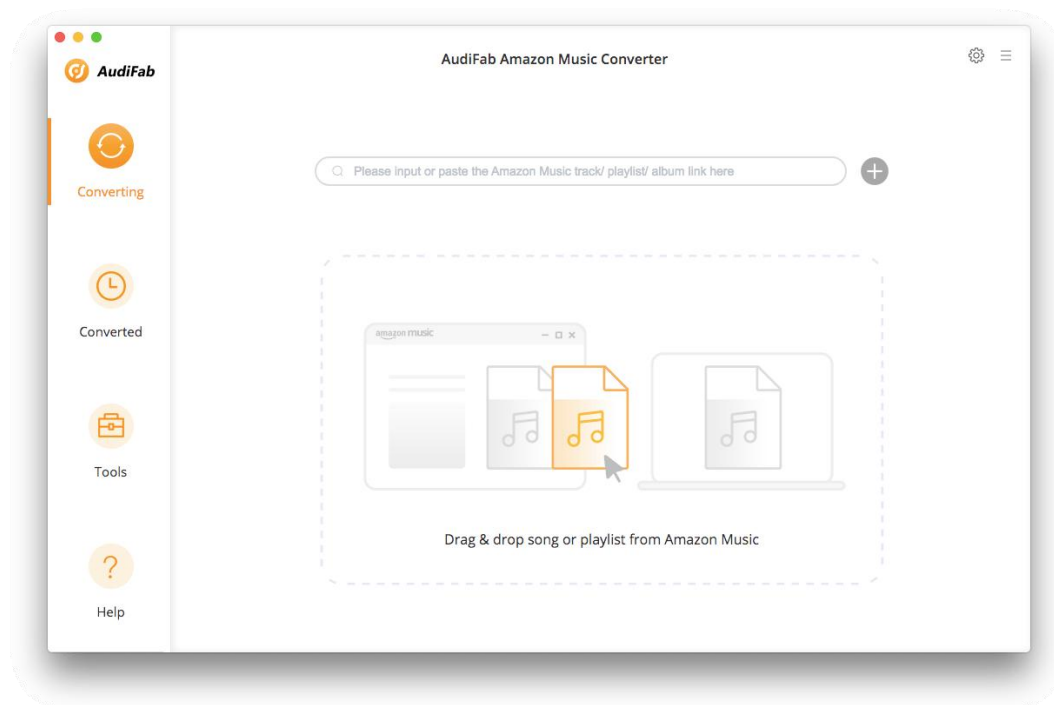
Installation

To install this product, please refer to the following steps:


1. Download the latest version of AudiFab Amazon Music Converter through [Download Page](#).
2. Open the **audifab-amazon-music-converter.dmg** file to accomplish a "single-click install".
3. Follow the instruction to finish the installation.

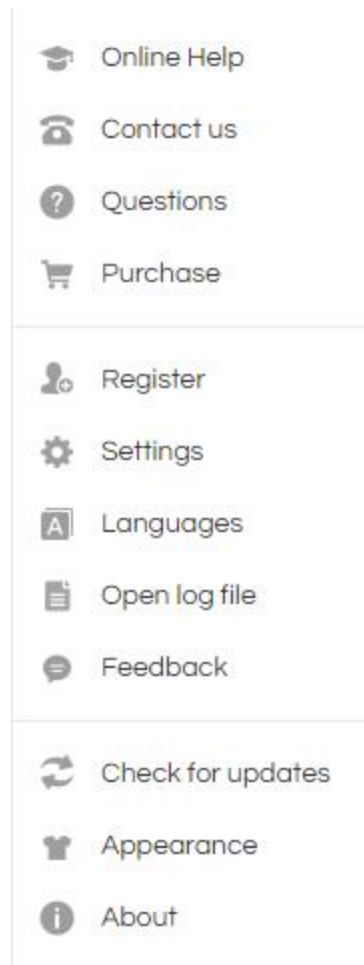
Main Interface

After launching AudiFab Amazon Music Converter for Mac, the Amazon Music app would be opened automatically. Here's the main interface of the program:



Menu

When clicking the Menu button  on the upper right corner of the interface, you will see the menu list as the following picture. Here you can choose the language you need, use dark appearance if you like, check for updates when the latest version is available, and open the online-help page of AudiFab Amazon Music Converter, and etc.

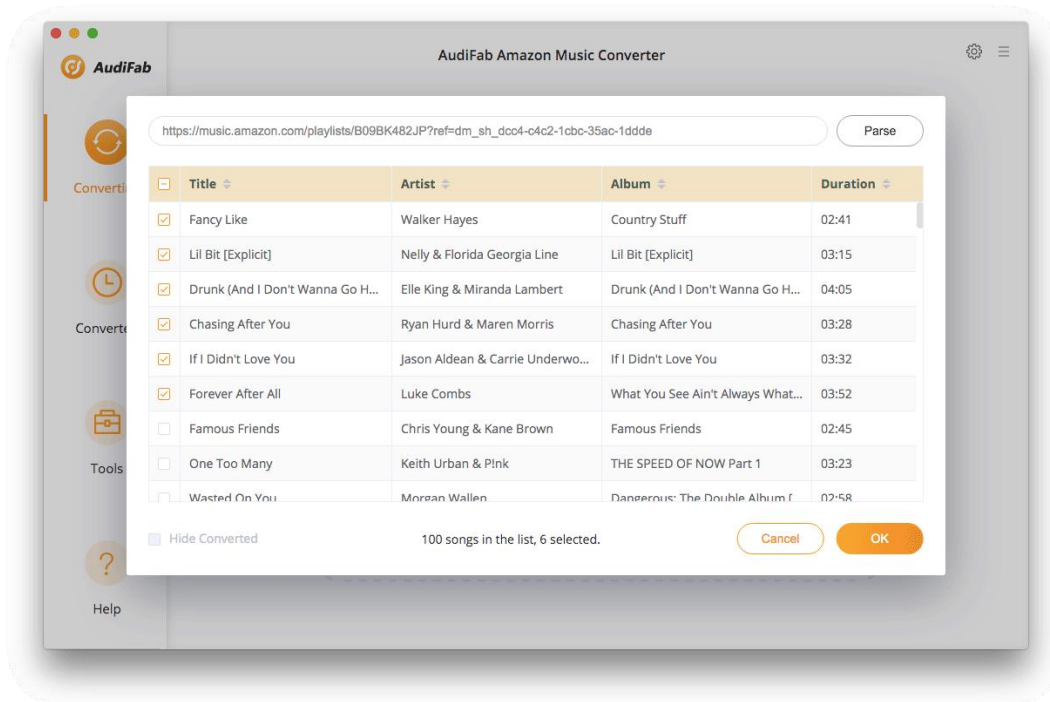


Tutorials

- Import Music Files
- Choose Output Settings
- Convert Music Files
- Check Conversion History
- Additional Tools

Import Music Files

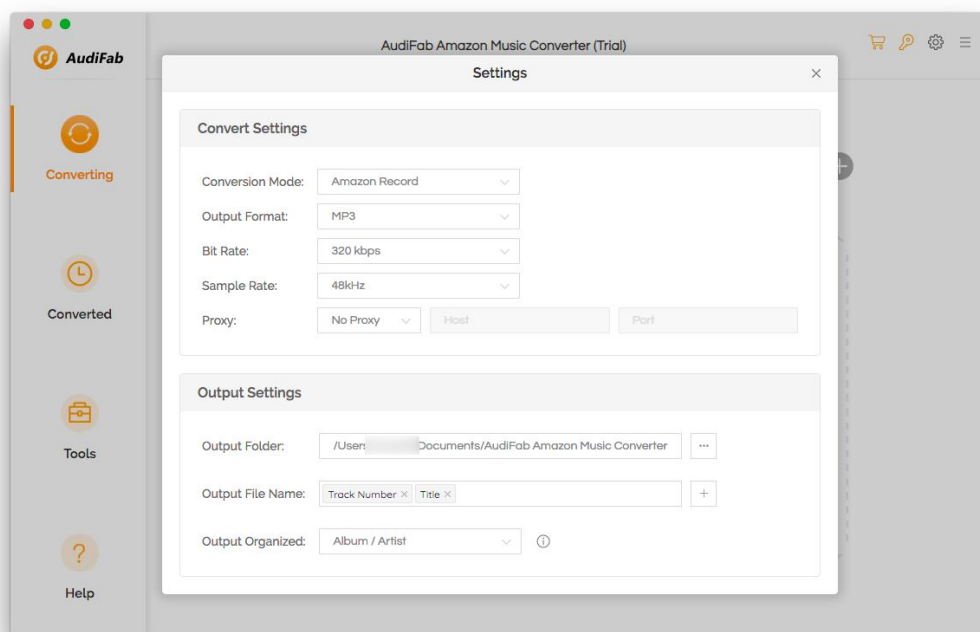
Open AudiFab Amazon Music Converter, and the Amazon Music app would be opened automatically. **Drag & drop** a song, album or playlist from the Amazon Music app to AudiFab. Select the songs that you'd like to convert and then click **OK**.



Choose Output Settings

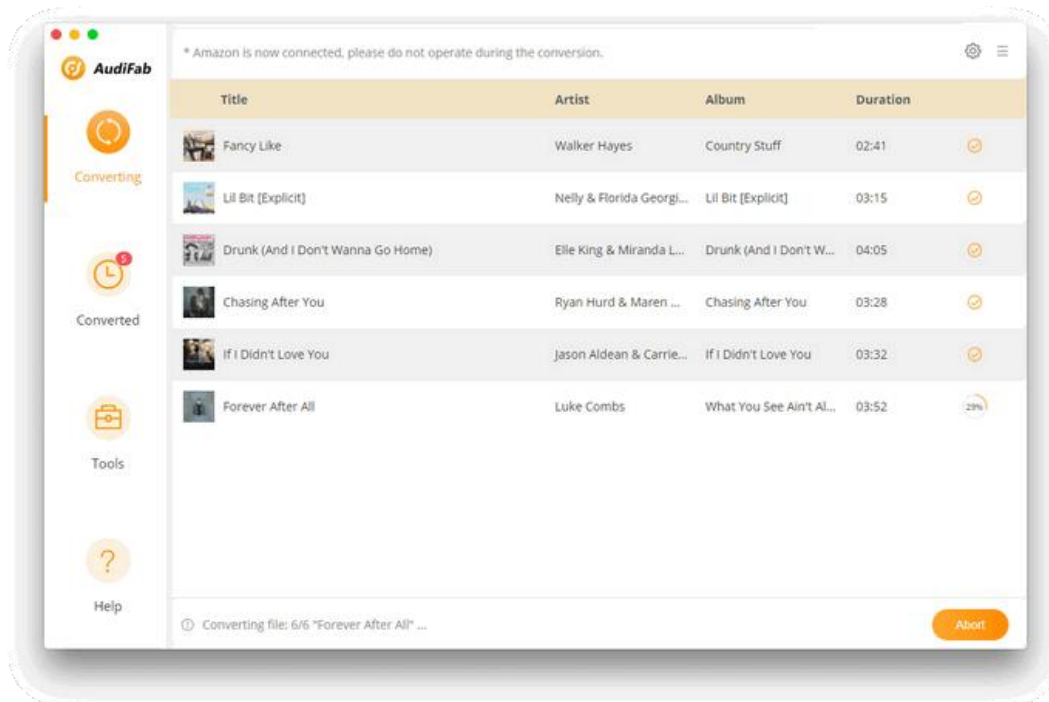
Click the **Settings** icon on the upper right corner. Here you can choose the output format (MP3/AAC/WAV/FLAC/AIFF/ALAC), output quality, output path and etc.

- ❖ Output Format: MP3, AAC, FLAC, WAV, AIFF, ALAC
- ❖ Output Quality: 128kbps, 192kbps, 256kbps, 320kbps
- ❖ Sample Rate: 44.1kHz, 48kHz, 96kHz, 192kHz
- ❖ Output Folder: Create a folder on computer to save the songs.
- ❖ Output File Name: {Track Number} , {Title} , {Artist} , {Album} , {Playlist Index}
- ❖ Output Organized: None, Artist, Album, Artist/Album, Album/Artist.



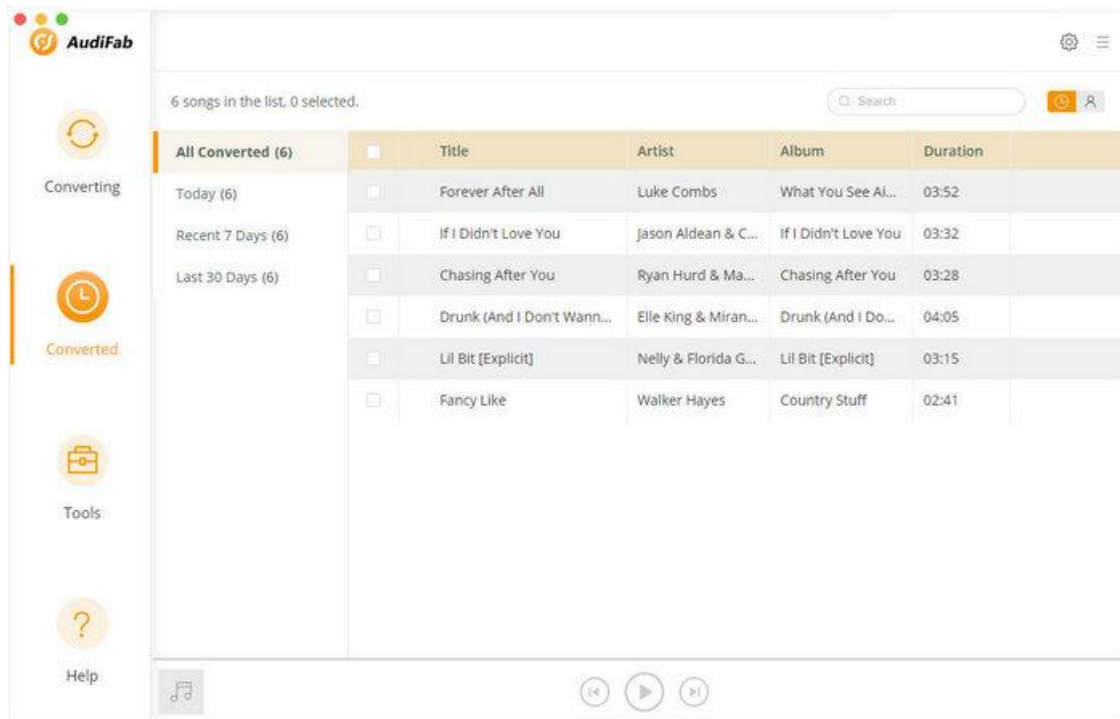
Convert Music Files

Export your Amazon Music to local computer by clicking the **Convert** button to start the conversion and soon they'll be all saved to the output path you set in the previous step on your local computer.



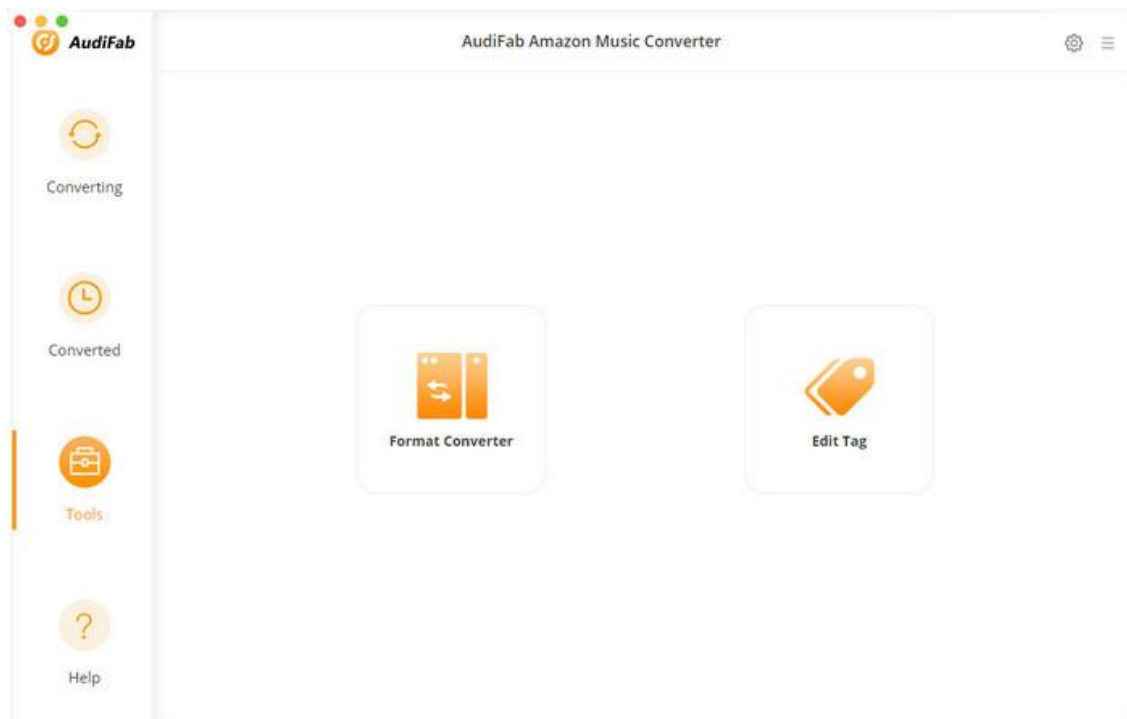
Check Conversion History

Once the conversion is done, you can find the downloaded Amazon Music by clicking the **Converted** tab or directly going to the output folder you customized in the previous step.



Additional Tools

AudiFab Amazon Music Converter can not only convert Amazon Music to common formats, but also convert your local audio files to MP3/M4A/FLAC/WAV/OGG/AIFF. Besides, you can edit the ID3 tags if needed. Both functions are available in the **Tools** section.



Support & Contact

- [Support](#)
- [Contact Us](#)

Support

For more information, please visit AudiFab's official website!

- **Homepage:** <https://www.audifab.com/>
- **Product Page:** <https://www.audifab.com/amazoo-music-converter.html>

If you encounter any problem, you may help yourself with AudiFab FAQ!

- **FAQ Page:** <https://www.audifab.com/faq-center.html>
- **Support Page:** <https://www.audifab.com/support.html>

Contact Us

If you need further help, please contact AudiFab's support team for further assistance. Technical support inquiry, suggestion, feedback, proposal, compliments, or criticism, are all welcome. We are always ready to serve you with prompt and useful email support. Generally, we'll response within 48 hours. Welcome to let us know what's on your mind!

Support E-mail: support@audifab.com