

AudiFab Amazon Music Converter for Windows

User Manual

Overview

- [Introduction](#)
- [Key Features](#)
- [System Requirements](#)

Purchase & Registration

- [Purchase AudiFab](#)
- [Register AudiFab](#)

Installation & Interface

- [Installation](#)
- [Main Interface](#)
- [Menu](#)
- [Language Bar](#)

Tutorials

- [Record Music by App/Web](#)
- [Import Music Files](#)
- [Choose Output Settings](#)
- [Convert Music Files](#)
- [Check Conversion History](#)
- [Additional Tools](#)
 - ▲ [Format Converter](#)
 - ▲ [Edit Tag](#)
 - ▲ [Burn CD](#)

Support & Contact

- [Support](#)
- [Contact Us](#)

Overview

- [Introduction](#)
- [Key Features](#)
- [System Requirements](#)

Introduction

Thanks for using AudiFab Amazon Music Converter for Windows!

[AudiFab Amazon Music Converter](#) is a powerful streaming music converter designed for recording and converting Amazon songs, albums and playlists to various formats like MP3, AAC, WAV, FLAC, ALAC and AIFF. Plus, it can maintain lossless sound quality and retain the original ID3 tags after conversion. With these brilliant functions, you are able to enjoy Amazon Music without limits in anywhere and at any time.

Key Features

- Download Amazon Music with the original audio quality kept
- Convert Amazon Music to MP3/AAC/FLAC/WAV/AIFF/ALAC swiftly
- Remain the ID3 Tags information of tracks after conversion
- Permanently save Amazon Music for offline listening
- 1-click upload music to iTunes/Music
- Enjoy free updates & technical support

System Requirements

- Windows 7, 8, 10, 11 (32 bits or 64bits);
- 1GHz processor or above;
- 512 megabytes (MB) or higher of RAM;
- 1GB of available hard-disk space or higher;
- 1024*768 resolution display or higher Monitor.

Purchase & Registration

- [Purchase AudiFab Amazon Music Converter for Windows](#)
- [Register AudiFab Amazon Music Converter for Windows](#)

Purchase AudiFab Amazon Music Converter for Windows

Quick Link:

To learn more and download the latest version of AudiFab Amazon Music Converter for Windows, please visit its homepage:

❖ <https://www.audifab.com/amazoo-music-converter.html>

To buy a license key for AudiFab Amazon Music Converter for Windows, please visit its online store:

❖ <https://www.payhut.me/af/buy-amc.html>

1. Why should I buy AudiFab Amazon Music Converter?

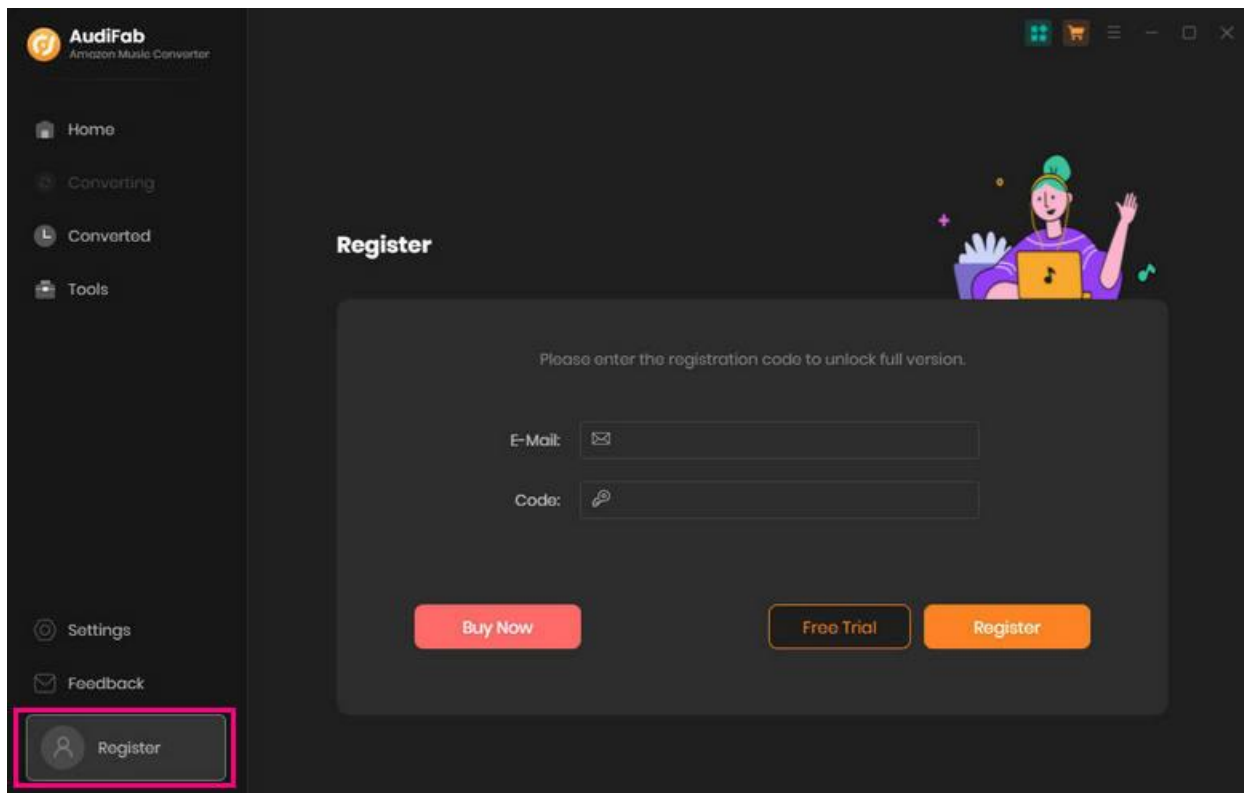
The free trial version of AudiFab Amazon Music Converter enables you to convert the first minute of each song. After you purchase this product, you'll receive your registration key to unlock the all the features of the program.

2. What Benefits do we have after registration?

- Unlimited use without any restriction on function.
- FREE upgrades to the latest version of the same product.
- FREE technical support.

Register AudiFab Amazon Music Converter for Windows

Step 1. Run AudiFab Amazon Music Converter on PC, click **Register** icon on the bottom left to open the registration window as below.

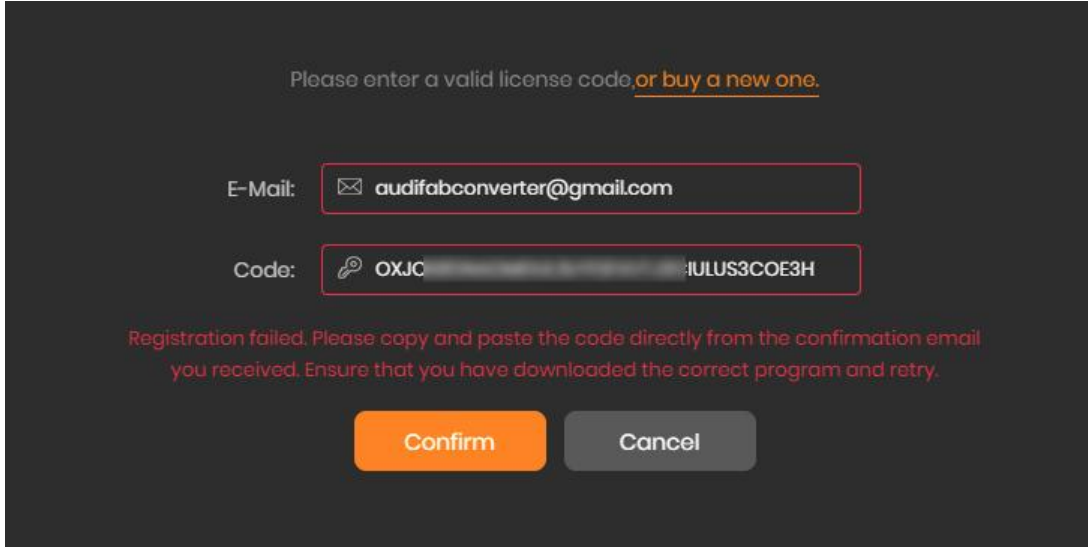


Step 2. Please copy and paste the registration Email and Code you received into the registration popup window in case of any miss input.

Step3. Once finishing the Registration process, the limitation of the trial version will be removed.

Tutorial of AudiFab Amazon Music Converter for Windows

Note: The registration info is case sensitive. And, please do not add space at the beginning or the end of the word. Make sure both the Email address and key code are the same as what we provide in the confirmation email you receive after buying the program. If not, an error message will pop up as below:



Please enter a valid license code, [or buy a new one.](#)

E-Mail:

Code:

Registration failed. Please copy and paste the code directly from the confirmation email you received. Ensure that you have downloaded the correct program and retry.

Installation & Interface

- Installation
- Main Interface
- Menu
- Language Bar

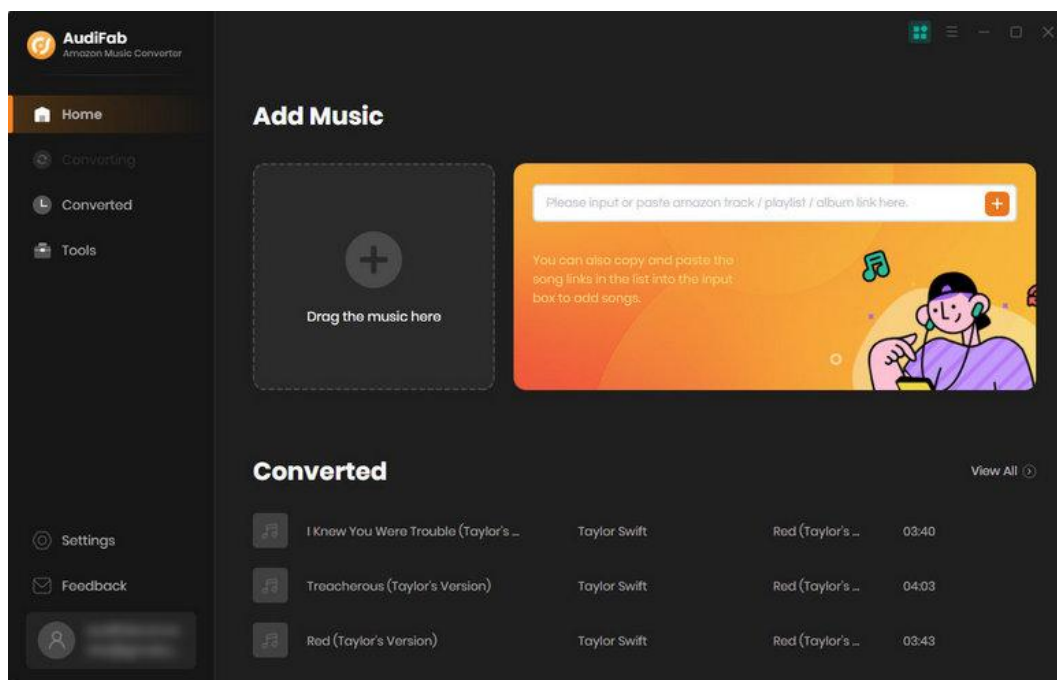
Installation

To install this product, please refer to the following steps:


1. Download the latest version of AudiFab Amazon Music Converter through [Download Page](#).
2. Open the **audifab-amazon-music-converter.exe** file to accomplish a "single-click install".
3. Just double-click the AudiFab icon to launch the program.

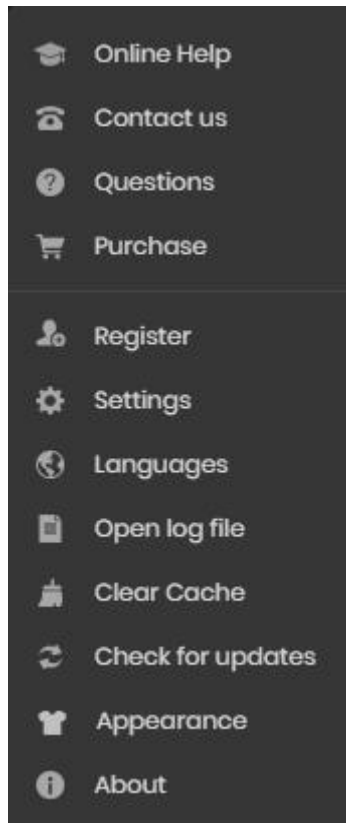
Main Interface

After launching AudiFab Amazon Music Converter for Windows, the Amazon Music app would be opened automatically. Here's the main interface:



Menu

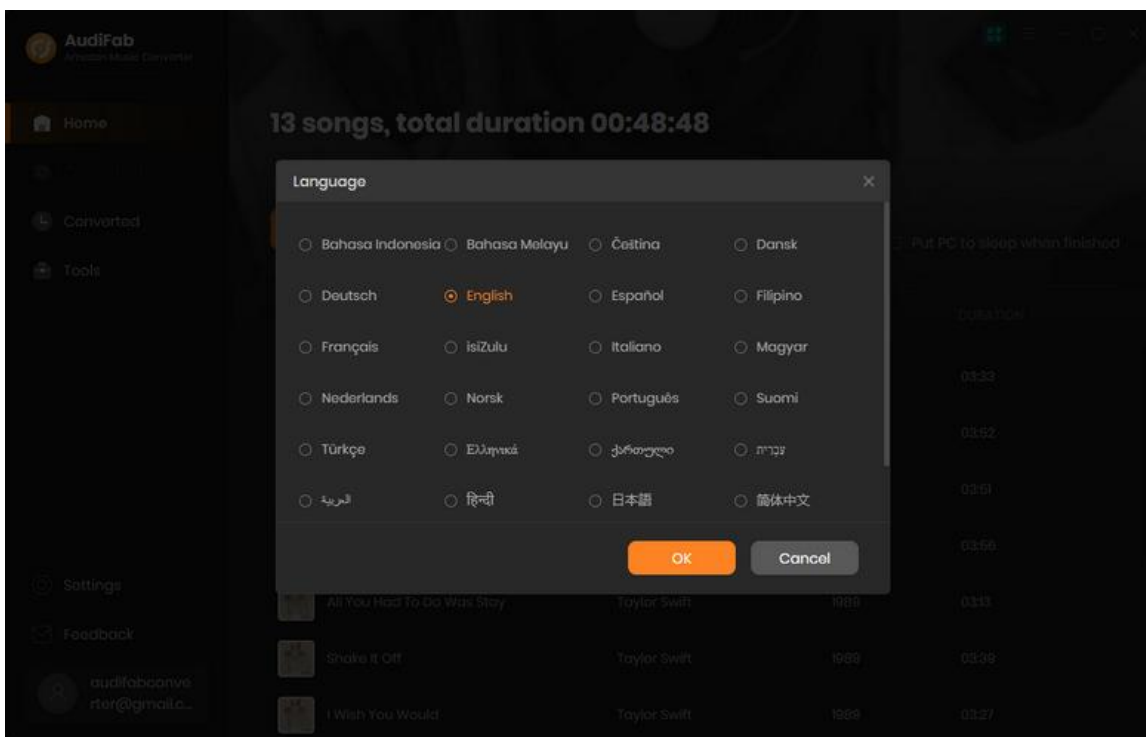
When clicking the Menu button  on the upper right corner of the interface, you will see the menu list as the following picture. Here you can choose the language you need, use dark appearance if you like, check for updates when the latest version is available, and open the online-help page of AudiFab Amazon Music Converter, and etc.



Language, Appearance Bar

Now, AudiFab Amazon Music Converter supports over 25 languages.

By clicking the Menu button, click Languages/ Appearance, and you'll be able to switch the current language/skin of the AudiFab program to another language/skin.




Tutorials

- Record Amazon Music by App or Web
- Import Music Files
- Choose Output Settings
- Convert Music Files
- Check Conversion History
- Additional Tools
 - ▲ Format Converter
 - ▲ Edit Tag
 - ▲ Burn CD

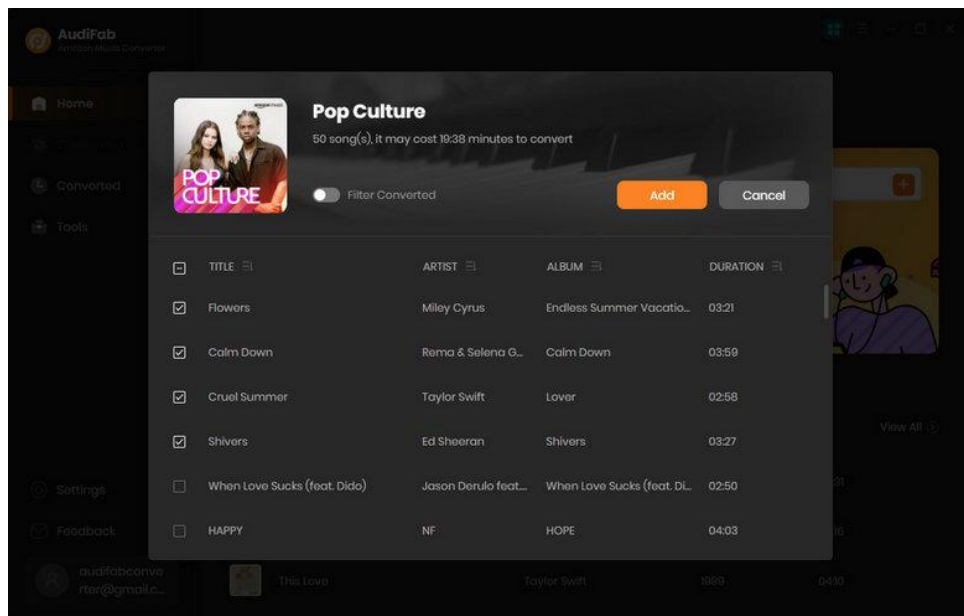
Record Amazon Music by App or Web

Open AudiFab Amazon Music Converter for Windows, choose Amazon Music App (5x speed & HD/UHD audio quality), or Amazon Music Webplayer (10x speed) as conversion mode. We suggest using App on Win.



Import Music Files

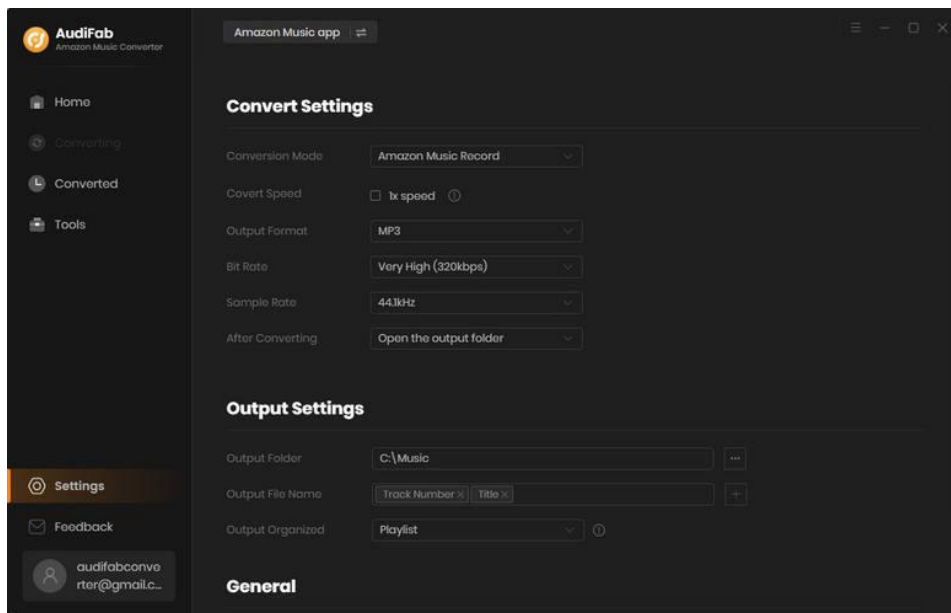
After choosing App, the Amazon Music app would be opened automatically. **Drag & drop** a song, album or playlist from the Amazon Music app to AudiFab. Select the songs that you'd like to convert and then click **Add**.



Choose Output Settings

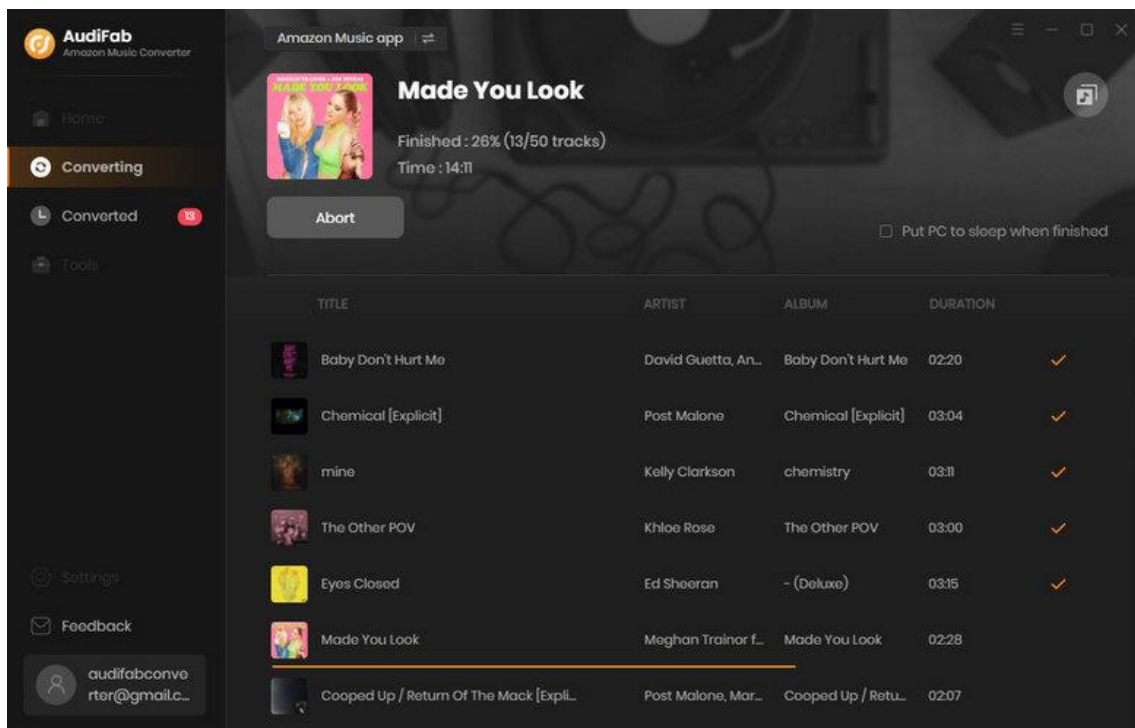
Click the **Settings** icon on the upper right corner. Here you can choose the output format (MP3/AAC/WAV/FLAC/AIFF/ALAC), output quality, output path and etc.

- ❖ Output Format: MP3, AAC, FLAC, WAV, AIFF, ALAC
- ❖ Output Quality: 128kbps, 192kbps, 256kbps, 320kbps
- ❖ Sample Rate: 44.1kHz, 48kHz, 96kHz, 192kHz
- ❖ Output File Name: Track Number, Title, Artist, Album, Playlist Index
- ❖ Output Folder: Create a folder on computer to save the songs.
- ❖ Output Organized: None, Playlist, Artist, Album, Artist/Album, Album/Artist, Playlist/Album, Playlist/Artist.



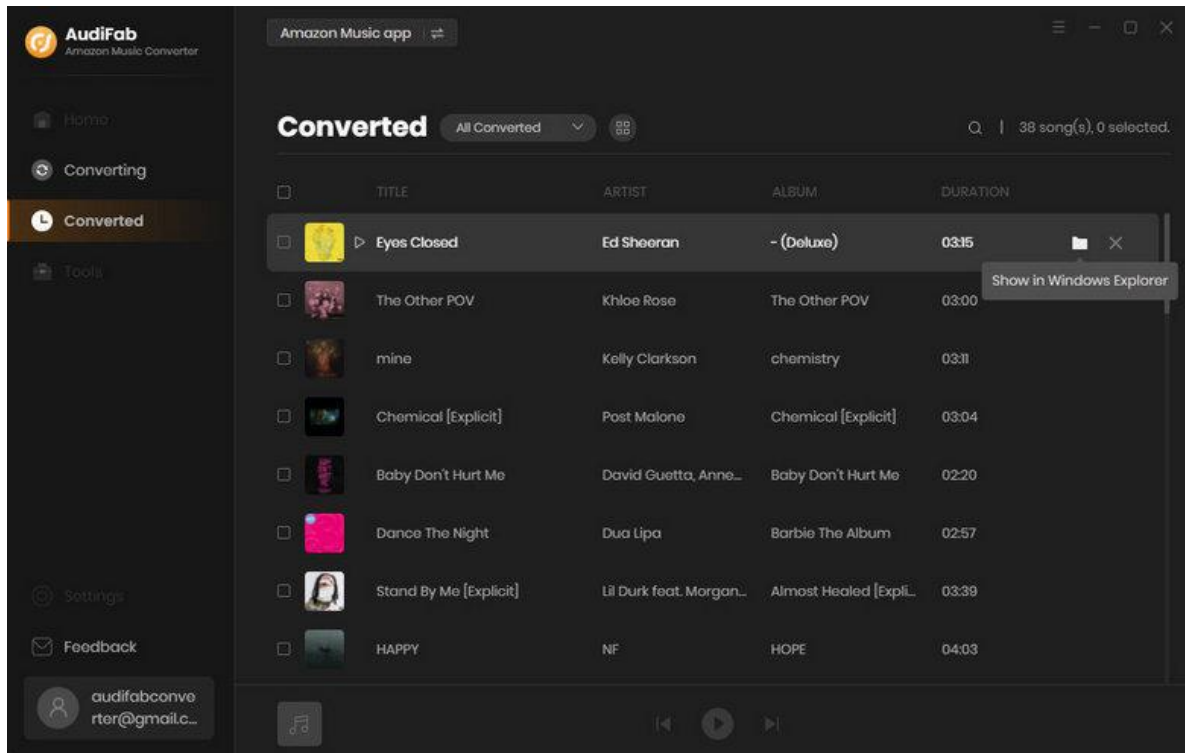
Convert Music Files

Export your Amazon Music to local computer by clicking the **Convert** button to start the conversion and soon they'll be all saved to the output path you set in the previous step on your local computer.



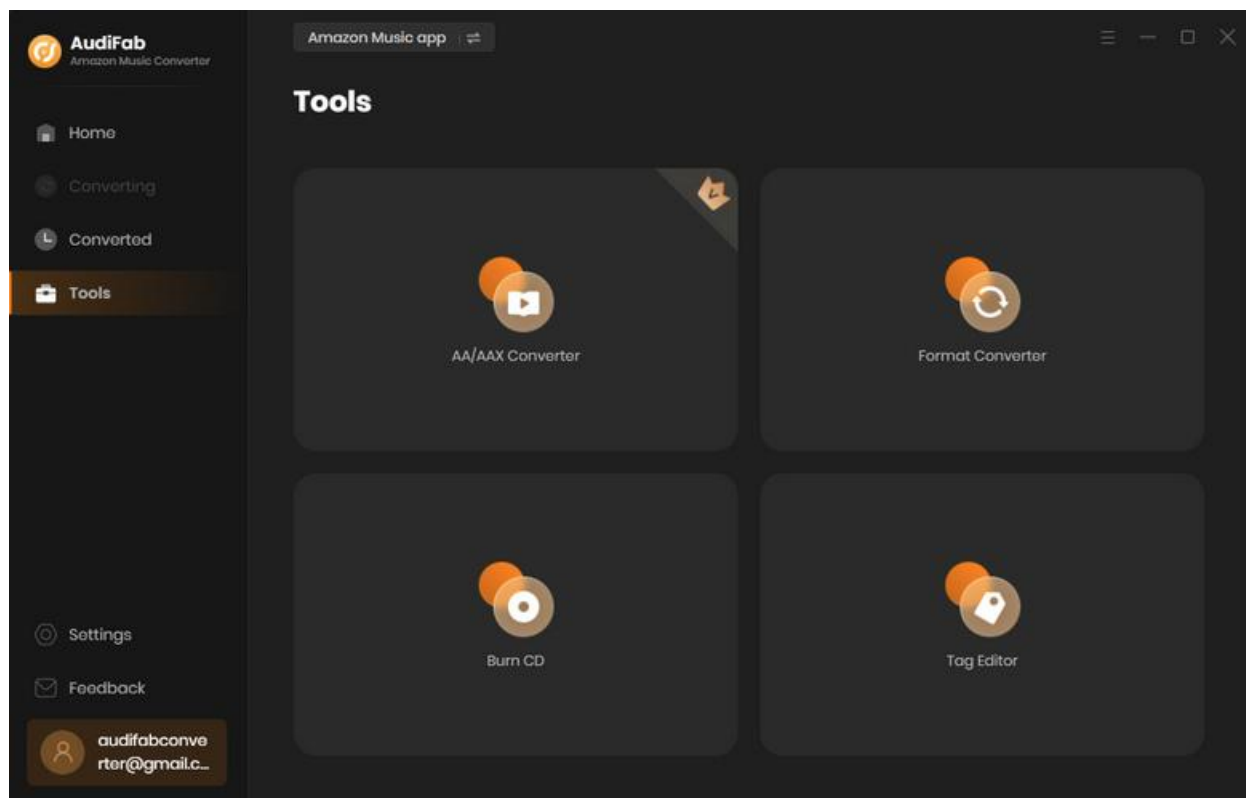
Check Conversion History

Once the conversion is done, you can find the downloaded Amazon Music by clicking the **Converted** tab or directly going to the output folder you customized in the previous step.



Additional Tools

AudiFab Amazon Music Converter can not only convert Amazon Music to common formats, but also convert your local audio files to MP3/M4A/FLAC/WAV/OGG/AIFF. Besides, you can edit the ID3 tags if needed. You can also Burn CD on AudiFab. All these functions are available in the **Tools** section. There is a paid tool call A/AAX Converter, which can help you convert local aa or aax audiobooks to M4A, M4B or MP3 format easily.



Support & Contact

- [Support](#)
- [Contact Us](#)

Support

For more information, please visit AudiFab's official website!

- **Homepage:** <https://www.audifab.com/>
- **Product Page:** <https://www.audifab.com/amazoo-music-converter.html>

If you encounter any problem, you may help yourself with AudiFab FAQ!

- **FAQ Page:** <https://www.audifab.com/faq-center.html>
- **Support Page:** <https://www.audifab.com/support.html>

Contact Us

If you need further help, please contact AudiFab's support team for further assistance. Technical support inquiry, suggestion, feedback, proposal, compliments, or criticism, are all welcome. We are always ready to service you with prompt and useful email support. Generally, we'll response within 48 hours. Welcome to let us know what's on your mind!

Support E-mail: support@audifab.com